


Monthly Report –July 2022





Section 1: Bureau / Division Reports

Field Services Bureau \ Noteworthy Police Work

Retirements/Resignations/promotions

Assignments

Bureau Reports

Section 2: Statistical Activity Summary

Calls for Service Totals

Motor Vehicle Activity

Criminal Arrest Summary

Calls for Service Breakdown Report

Parking Ticket Summary

Statistical Activity Summary

Field Services Bureau \ Noteworthy Work

File 22-24273 7-9-22 2226hrs Calvin United Church Kings Hwy East


On Saturday July 9, 2022 at approximately 10:30pm the Fairfield Police Emergency Communications Center received several 911 calls reporting shots fired at the banquet hall to Calvin United Church located on Kings Hwy East near Hibiscus Street.

First arriving officers located an unresponsive male victim in the hall and immediately began life saving measures. The victim was transported to Saint Vincent's Medical Center by AMR where he died as a result of his injuries.

This was an isolated incident, which all of the evidence indicates that the suspect knew the victim and fled the scene shortly after the shooting.

The Fairfield Police Detective Bureau along with the Connecticut State Police Western District Major Crimes Squad are actively investigating this incident.

Our department sends its deepest condolences to the family for this senseless loss of life.



Officer Walter Burke Receives Officer of the Quarter, 3rd Quarter 2022

On June 6, 2022, all the Lieutenants and Sergeants of the Patrol Division met, and after careful deliberation, unanimously selected Officer Walter Burke as Officer of the Quarter (OOQ) for the period of July 15th 2022 to October 14th 2022.

The Officer of the Quarter program is in place to recognize officers who understand, embrace, support, and further the Fairfield Police Department's mission to "Make Fairfield Safer".

It is our pleasure to present Officer Walter Burke with the Officer of the Quarter Award.

Congratulations Walt!



Officer Chase and Officer Ardizzone receive Chiefs Award 7/13/22

Congratulations to Officers Nick Ardizzone and Daniel Chase for receiving the Chiefs recognition medal last evening at the police commissioners meeting. The Chiefs recognition medal is issued to officers who show consistent outstanding performance and receiving more than 5 supervisory letters of commendation within a one-year period. Great work!!

- **On 07/3/2022, the Town of Fairfield held their annual 4th of July weekend Fireworks celebration off of Jennings Beach. The annual event was scheduled to be held on Saturday July 2, 2022, but due to an unfavorable forecast it was rescheduled to the rain date of Sunday July 3, 2022. Overall, the event went very well, with zero missing children, zero medical calls for service and no criminal arrests.**

Retirements/Resignations

Officer Greg Carroll
30 years of service



Lt. James Perez
30 years of service



(L) Lt. Greg Gunter, Ofc. Greg Carroll, First Selectwoman Brenda Kupchick, Detective Bernie Kelley, Chief Robert Kalamaras (R)

Transfers/Reassignments/Promotions



On July 15th the following members of the Fairfield Police Department were promoted to new positions within the agency. Congratulations to the following officers on their promotions!!!

Sergeant Chris Mastronardi to the rank of Lieutenant
Detective Nicole Gerosa to the rank of Sergeant
Officer Brian Griffin to the rank of Detective

We also welcomed the new Police Chaplain, Father Peter Cipriani!



Pictured left to right are: Chief Robert Kalamaras, Officer Christopher Ogrinc, Officer Dominic Migliaro, First Selectwoman Brenda Kupchick, Officer Mark Laoue, Recruit Officer Christian Lewczak, Deputy Chief Keith Broderick.

Officer Ogrinc joins the Fairfield Police Department after previously serving with the Danbury Police Department while Officers Migliaro and Laoue join us after previously serving with the West Haven Police Department. Recruit Officer Lewczak will start the police academy on Monday! We wish all of the newly appointed officers good luck in their new career!

- **Officer Frank DeAngelis and Officer Phil Galaske from patrol to Special Services (Traffic Unit Officer) on 7/15/22 This will be for a 2-year term.**
- **Officer Seth Jenkins to Administrative Services as records officer on 7/21/22. There is no term limit on this position.**
- **Officer Walter Burke from patrol to Special Services (Marine Unit) on 7/15/22. There is no term limit on this position.**

Special Services Bureau

Traffic Safety Unit

	Jan	Feb	Mar	Apr	May	Jun	Jul	Aug	Sep	Oct	Nov	Dec
<i>Traffic Stops</i>	371	390	405	362	108	89	180					
<i>Infractions Issued</i>	239	256	250	254	73	54	101					
<i>Misdemeanor Summons</i>	4	9	0	7	2	0	3					
<i>Accidents Investigated</i>	34	28	28	28	32	27	16					
<i>Child Seat Installations</i>	12	9	10	9	10	12	10					
<i>DUI Arrests</i>	4	1	2	2	2	1	0					

Projects for the month of July 2022

Fireworks Detail
Fairfield Police Sunset5K
CT Challenge

Traffic Crash Unit

	Jan	Feb	Mar	Apr	May	Jun	Jul	Aug	Sep	Oct	Nov	Dec
<i>Accidents Investigated</i>	67	54	76	80	66	59	83					
<i>Accidents with Injuries</i>	5	10	6	9	9	8	9					
<i>Search Warrants</i>	0	5	2	0	1	2	0					
<i>Arrest Warrants</i>	0	4	3	2	0	2	1					
<i>Misdemeanor Summons</i>	6	1	6	7	1	1	3					
<i>Infractions Issued</i>	23	26	30	46	16	26	26					
<i>Fatalities</i>	1	1	3	2	2	*1	0					

<i>Animal Control</i>	Jan	Feb	Mar	Apr	May	Jun	Jul	Aug	Sep	Oct	Nov	Dec
<i>Complaints</i>	65	56	66	75	94	88	88					
<i>Wildlife Complaints</i>	22	22	24	27	43	37	39					
<i>Animals Tested for Rabies</i>	1	1	1	1	0	0	2					
<i>Animals Positive / Rabies</i>	0	0	0	0	0	0	0					
<i>Animal Bites</i>	2	0	4	1	4	4	3					
<i>Written Warnings</i>	2	3	6	8	7	5	6					
<i>Infractions</i>	0	4	1	2	2	1	2					
<i>Misdemeanors</i>	0	0	1	0	0	0	0					

Animals impounded: 14 total 11 dogs, 3 cats,

Traffic Enforcement Targeted Area

- Villa Avenue
- Pansy Road @ Brookside Drive
- Congress Street
- Redding Road
- Candlewood Road @ Fieldcrest Road
- Black Rock Turnpike
- Round Hill Road @ Winton Street
- Brookside Drive @ Mountain Laurel
- Pine Creek Road @ Henderson Road
- Hulls Farm Road @ Jessica Lane

Marine	April	May	JUN	JUL	AUG	SEPT	OCT
<i>complaints</i>	NA	20	36	30			
<i>Boats Towed</i>	NA	4	4	3			
<i>Written Warnings</i>	NA	0	0	0			
<i>Arrests</i>	NA	0	0	0			
<i>Safety Inspections</i>	NA	1	2	9			
<i>Total Calls For Service</i>	NA	20	36	30			
<i>Hours Underway</i>	NA	50	120	204			
<i>Community Events</i>	NA	2	4	1			
<i>Location Checks</i>	NA	3	10	40			
<i>Fatalities</i>	NA	0	0	0			

Administrative Services Bureau

Training

- CIT Responding to Situations Involving People with Mental Health
- Marine Dive Team
- Interviewing & Interrogation
- FBI Defensive Tactics/Officer Survival
- Marine SCUBA Training
- ESU Sniper Training
- ESU Training July

Emergency Communication Center \ Noteworthy Work

Telecommunicators Lynn Erazmus, Martha Kuczo and Amanda Chomicz were recognized for the outstanding job they had done handling the The homicide at Calvin United Church. They exercised outstanding teamwork and professionalism to gain and relay pertinent information to arriving officers. They were able to prioritize incoming calls from patrons and nearby residents. They showed empathy to concerned callers while ascertaining pertinent information.

Telecommunicators Erazmus, Kuczo and Chomicz went above and beyond their normal call of duty and showed outstanding teamwork, communication and professionalism during this investigation.

Great job by all!!!!

Emergency Communications Center Call Statistics

	Jan	Feb	Mar	Apr	May	June	July	Aug	Sep	Oct	Nov	Dec
<i>Total Incoming Calls</i>	8,163	6,937	8,293	7,751	8,723	9,020	8782					
<i>Total 911 Calls</i>	1772	1,578	1,779	1,722	1,814	1,856	1841					
<i>Total Outgoing Calls</i>	2,345	1,886	2,243	2,175	2,307	2,509	2228					
<i>Total CSFs Processed</i>	4,044	3,910	4,344	3,552	3,813	3,529	3885					
<i>% 911 Calls Under 10 Sec</i>	95.26	96.08%	94.75%	95.12%	95.53	95.33	94.19					

Parking Report July 2022 FPD



Findings

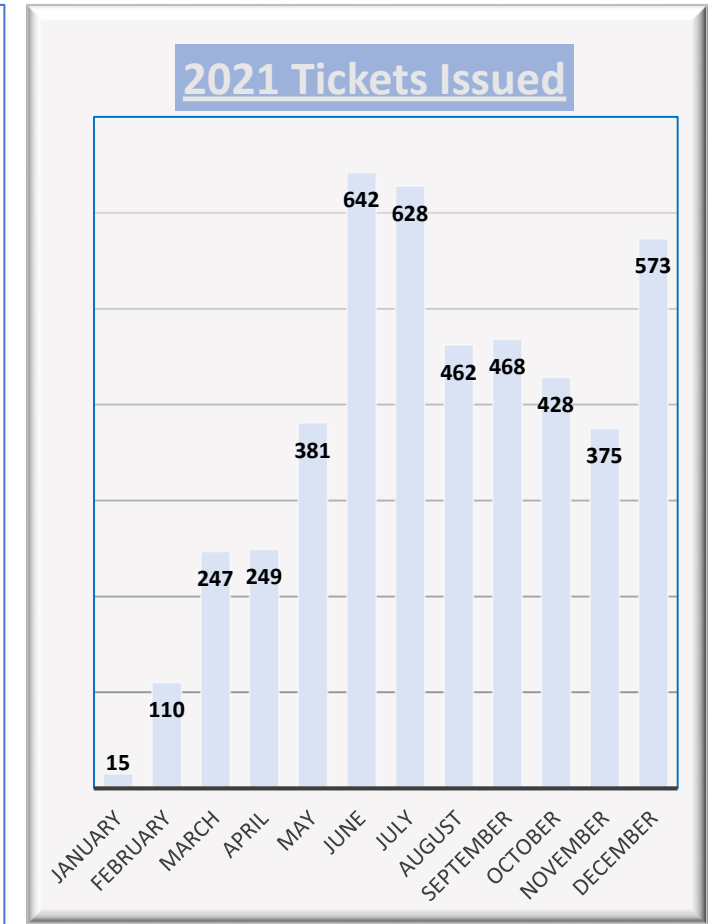
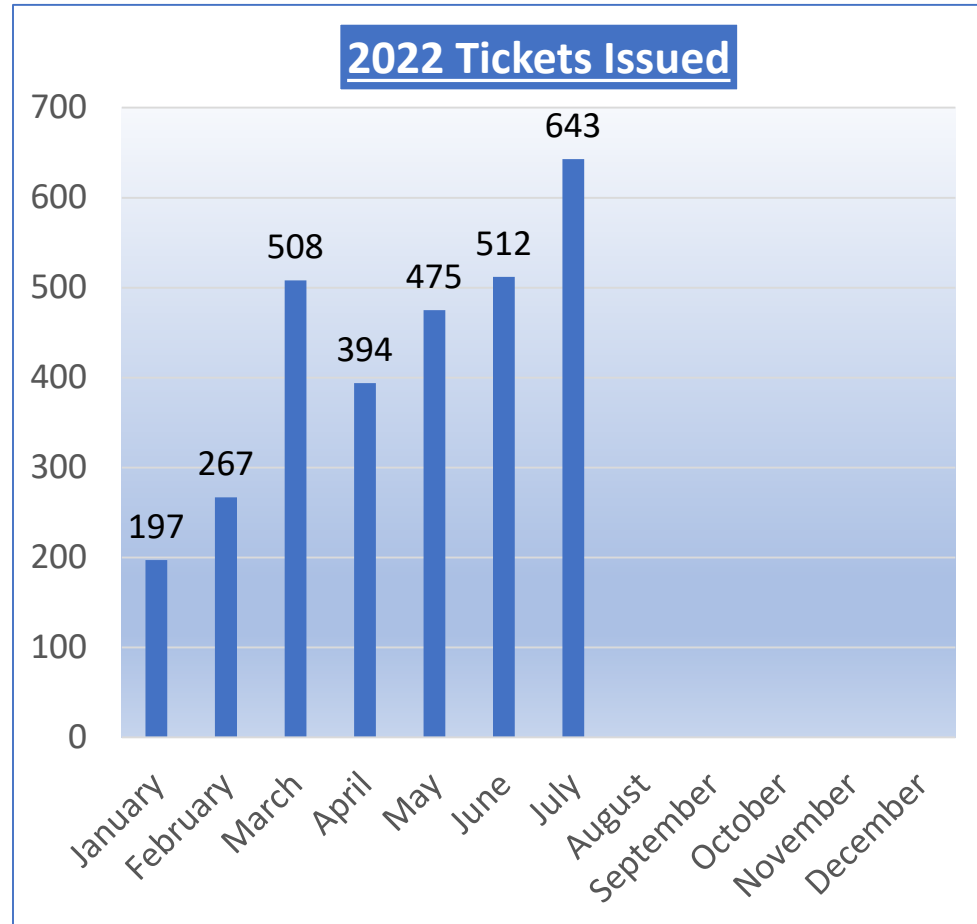
07/01/2022 – 07/31/2022

643 Parking Citations Issued

\$24, 758.20 Funds Collected

July 2022 Parking Ticket Report

<u>TICKETS ISSUED</u>	<u># Issued 2022</u>	<u># Issued 2021</u>
January	197	15
February	267	110
March	508	247
April	394	249
May	475	381
June	512	642
July	643	628
August		462
September		468
October		428
November		375
<u>December</u>	<u> </u>	<u>573</u>
TOTAL	2,996	4,578



Parking Financials

<u>2022 FINANCIALS</u>	<u>Funds Collected (Paid/Partial)</u>
January	\$7,671.28
February	\$6,663.19
March	\$12,973.91
April	\$14,466.57
May	\$15,596.37
June	\$20,072.50
July	\$24,758.20
August	
September	
October	
November	
<u>December</u>	
TOTAL	\$102,202.02

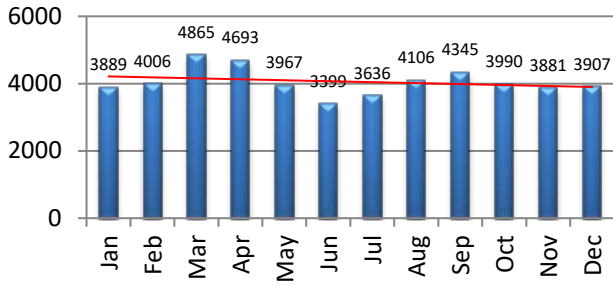
Section 3: Statistical Activity Summary

TOTAL CALLS FOR SERVICE

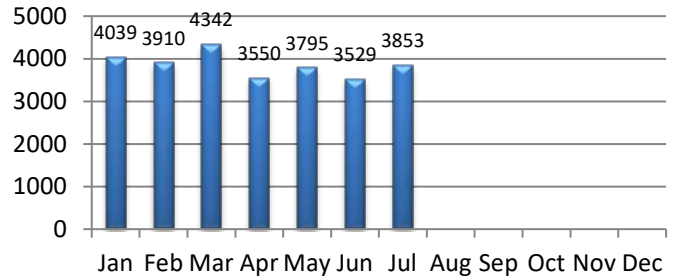
Calls for Service	Jan	Feb	Mar	Apr	May	Jun	Jul	Aug	Sep	Oct	Nov	Dec	YTD
2021	3889	4006	4865	4693	3967	3399	3636	4106	4345	3990	3881	3907	48,684
2022	4039	3910	4342	3550	3795	3529	3853						27,018

Note: Includes miscellaneous calls that may not be listed under the call analysis section

Calls For Service - 2021



Calls for Service - 2022

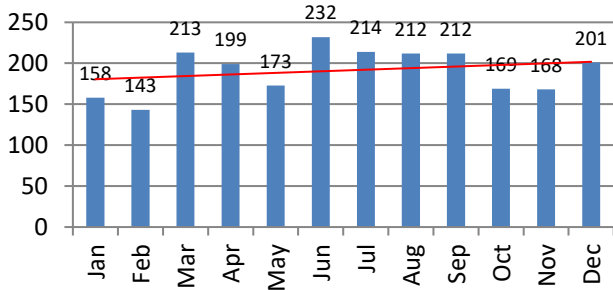


ALARM RESPONSE SUMMARY

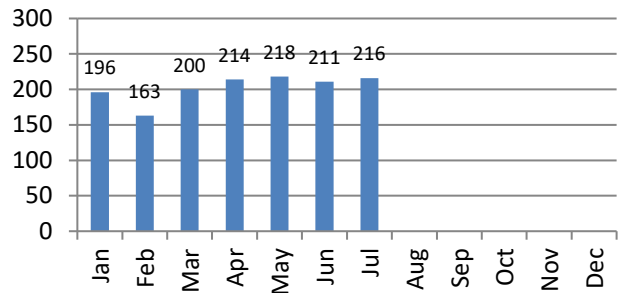
Total Alarms	Jan	Feb	Mar	Apr	May	Jun	Jul	Aug	Sep	Oct	Nov	Dec	YTD
2021	158	143	213	199	173	232	214	212	212	169	168	201	2,294
2022	196	163	200	214	218	211	216						1,418

False Alarms	Jan	Feb	Mar	Apr	May	Jun	Jul	Aug	Sep	Oct	Nov	Dec	YTD
2021	158	143	211	199	173	231	214	212	212	169	168	201	2,291
2022	196	163	200	214	218	211	216						1,418

Alarms - 2021



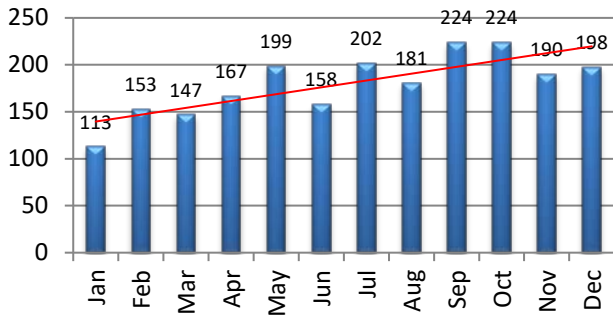
Alarms - 2022



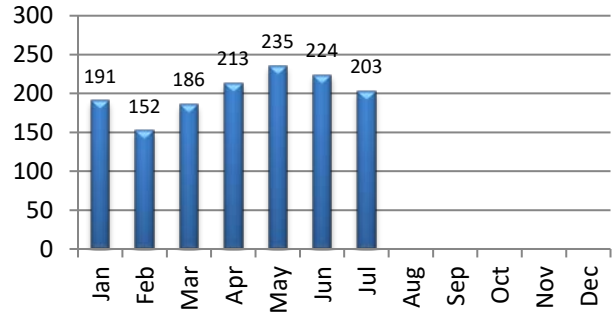
MOTOR VEHICLE ACTIVITY

MV Accidents	Jan	Feb	Mar	Apr	May	Jun	Jul	Aug	Sep	Oct	Nov	Dec	YTD
2021	113	153	147	167	199	158	202	181	224	224	190	198	2,156
2022	191	152	186	213	235	224	203						1,404

Motor Vehicle Accidents - 2021



Motor Vehicle Accidents - 2022



MV Enforcement	Jan	Feb	Mar	Apr	May	Jun	Jul	Aug	Sep	Oct	Nov	Dec	YTD
Warning-2021	458	374	560	396	249	177	183	319	212	179	279	217	3,603
2022	211	225	279	123	136	114	155						1,243

Infractions-2021	71	134	270	520	155	95	246	367	171	267	223	150	2,669
2022	239	258	258	225	87	55	109						1,231

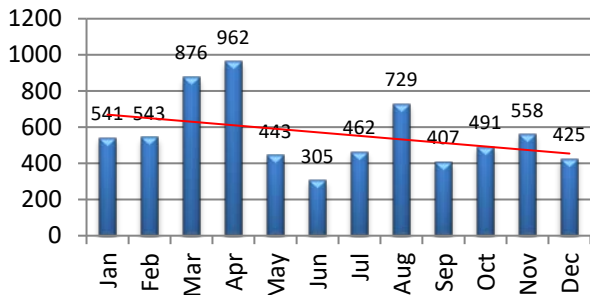
Misdemeanor-2021	8	24	38	34	31	28	25	36	17	35	42	41	359
2022	40	35	23	22	10	12	15						157

Custodial - 2021	3	3	8	5	8	5	4	2	2	3	8	10	61
2022	6	6	8	6	9	5	2						42

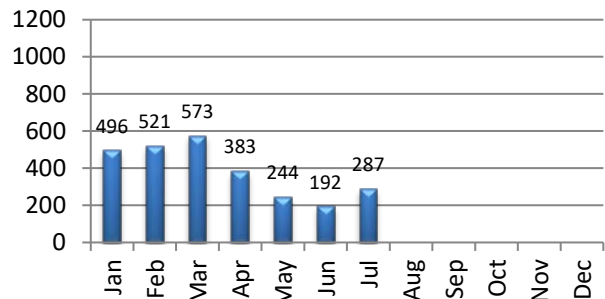
DUI Arrests - 2021	2	6	9	14	10	2	6	5	5	3	2	8	72
2022	5	1	10	3	7	4	7						37

MV Contacts - 2021	541	543	876	962	443	305	462	729	407	491	558	425	6,742
2022	496	521	573	383	244	192	287						2,696

MV Contacts - 2021



MV Contacts - 2022



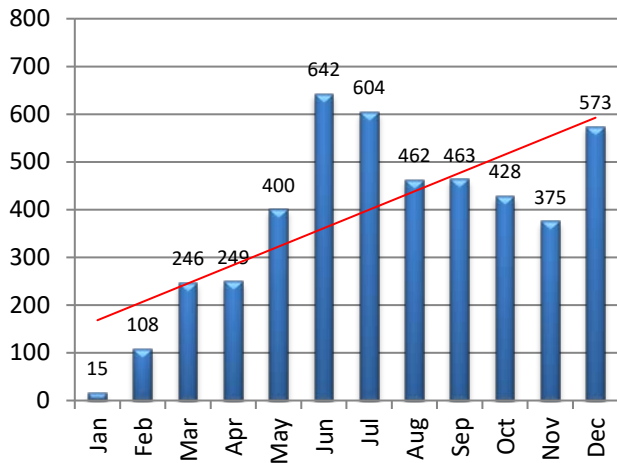
MV Enforcement: Type	Jan	Feb	Mar	Apr	May	Jun	Jul	Aug	Sep	Oct	Nov	Dec	YTD
Speeding Violations	193	209	207	70	49	48	84						860
Seatbelt Violations	0	0	0	0	0	0	1						1
Registration Violations	51	41	32	29	13	12	20						198
License Violations	19	18	15	19	14	14	8						107
Distracted Driving	9	6	3	140	13	1	2						174
Suspended Licence	12	9	11	8	9	7	3						59
Stop Sign Violations	111	128	135	50	103	56	98						681
Traffic Light Violation	15	20	26	19	9	19	17						125

The above incidents are a overview of common violations. These statistics are not the only motor vehicle enforcement actions taken. The above show top 6 violations for the month.

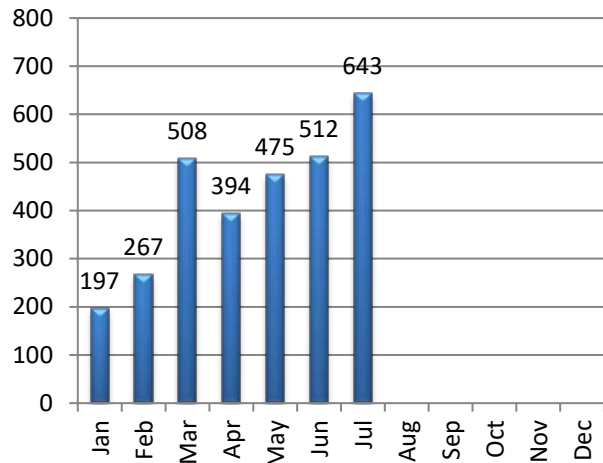
PARKING TICKET SUMMARY

Total Issued	Jan	Feb	Mar	Apr	May	Jun	Jul	Aug	Sep	Oct	Nov	Dec	YTD
2021	15	108	246	249	400	642	604	462	463	428	375	573	4565
2022	197	267	508	394	475	512	643						2996

Parking Tags Issued 2021



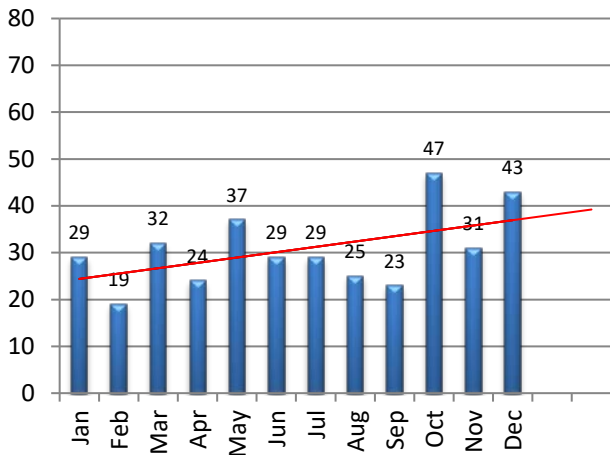
Parking Tags Issued - 2022



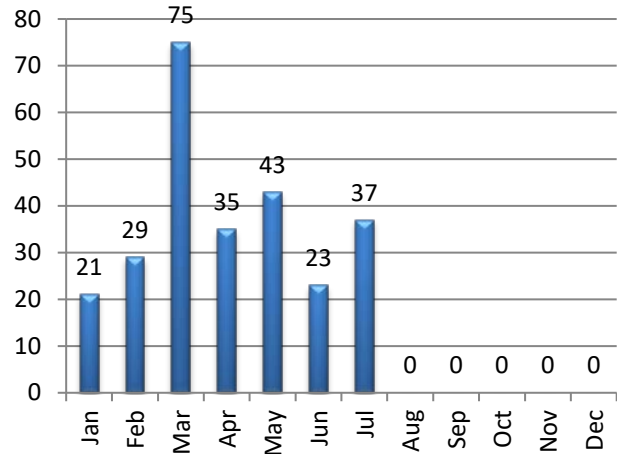
CRIMINAL ARREST SUMMARY

Criminal Arrests by Month	Jan	Feb	Mar	Apr	May	Jun	Jul	Aug	Sep	Oct	Nov	Dec	YTD
Larceny - 2021	18	14	24	20	17	18	20	17	16	26	15	29	234
2022	16	21	43	20	34	19	24						177
Vandalism - 2021	4	1	1	2	4	5	5	0	2	3	1	4	32
2022	0	2	5	3	4	0	3						17
MV Theft / Attempt - 2021	0	1	0	0	2	0	0	0	0	4	1	2	10
2022	0	0	0	0	0	0	0						-
Burglary / Attempt - 2021	2	2	3	1	6	4	3	2	1	8	0	3	35
2022	1	3	18	7	3	0	2						34
Assault - 2021	5	1	4	1	8	2	1	5	4	6	9	2	48
2022	4	3	8	4	2	4	7						32
Robbery - 2021	0	0	0	0	0	0	0	1	0	0	5	3	9
2022	0	0	1	1	0	0	1						3
2021	29	19	32	24	37	29	29	25	23	47	31	43	368
2022	21	29	75	35	43	23	37	0	0	0	0	0	263

Total Criminal Arrests - 2021



Total Criminal Arrests - 2022



Domestic Violence Arrests	Jan	Feb	Mar	Apr	May	Jun	Jul	Aug	Sep	Oct	Nov	Dec	YTD
2022	5	11	8	6	3	7	10						50

Monthly Statistics

07/01/2022 00:00 Thru 07/31/2022 23:59

Call Description	Current Month July 2022	Previous Month June 2022	Year To Date 1/1 - 07/31/2022	Same Month 2021 July 2021	Prior Month 2021 June 2021	Year To Date 2021 1/1 - 07/31/2021
911 HANG UP	13	9	64	25	21	91
ABANDONED MOTOR VEHICLE	14	17	57	4	12	38
ALARM	0	0	0	0	1	1
ALARM EXCUSED	0	0	0	0	0	2
ALARM FALSE	216	211	1418	214	231	1329
ANIMAL COMPLAINT	93	87	514	109	113	541
ANIMAL RESCUE	1	1	4	1	1	6
ANY SITUATION	13	14	75	13	7	64
ASSAULT	3	2	22	2	0	16
ASSAULT IN PROGRESS	0	0	0	0	1	1
ASSISTANCE	183	214	1227	185	180	1155
AUTOMATIC ALARM COMMERCIAL	50	51	270	40	29	222
AUTOMATIC ALARM RESIDENTIAL	46	55	270	41	36	229
BANK ESCORT	22	18	137	21	22	138
BOAT FIRE (AT SEA)	0	1	1	0	1	1
BREACH OF PEACE	65	51	365	57	60	353
BRUSH FIRE	11	1	14	3	1	13
BURGLARY	1	0	1	0	0	0
BURGLARY - RESIDENCE	0	2	13	6	1	17
BURGLARY - COMMERCIAL	0	2	14	7	4	16
BURGLARY - GARAGE	1	0	10	0	2	4
BURGLARY - SCHOOL	0	1	1	0	0	0
BURGLARY ATTEMPT	0	0	0	0	1	2
BURGLARY ATTEMPT - RESIDEN	2	0	3	0	1	5
BURGLARY ATTEMPT - COMMERC	1	0	1	1	0	3
BURGLARY IN PROGRESS	0	0	0	0	0	0
BURNING COMPLAINT	1	7	16	1	4	20
BUS FIRE	0	0	1	0	0	0
BUSINESS/LOCATION CHECK	1095	950	8788	737	866	7337
CANCEL 911 HANG-UP	0	1	3	0	0	1
CANCELLED ALARM	56	38	274	41	43	273
CAR FIRE	1	3	14	5	1	15
CO ALARM (CODE 2)	10	13	64	6	5	46
CO ALARM WITH MEDICAL CONDI	0	2	5	0	0	1
COMMUNITY EVENT	18	38	244	18	15	99
DEAD ANIMAL ON ROADWAY	0	2	11	1	3	14
DEAD ON ARRIVAL	2	1	14	1	0	15
DOOR UNLOCKED	1	3	18	1	2	14
DUMPSTER FIRE	0	0	3	1	0	1
ELEVATOR RESCUE	2	1	11	0	1	12
EMERGENCY MEDICAL CALL	386	358	2296	269	216	1557
EMERGENCY MEDICAL CALL (COD	91	108	689	92	65	639
EMS	8	7	94	2	8	37
FIRE	1	0	3	0	0	2
FIRE-OUT REPORT	0	1	3	0	0	3
FIREWORKS COMPLAINT	17	8	27	42	17	80
FLOODING CONDITION	0	1	15	3	1	13
FOLLOW UP INVESTIGATION	1	1	5	0	0	0
FUNERAL ESCORT	13	11	98	9	11	74
GPS ALERT	2	0	22	4	3	16
HARASSMENT	14	23	132	23	15	119
HAZARDOUS MATERIAL	1	0	1	0	0	0
HOMICIDE	1	0	1	0	0	0
HOUSEHOLD APPLIANCE	0	1	8	1	0	10
INFORMATION	7	1	34	5	7	2465
INSIDE LEAK (GAS)	10	6	43	1	4	26
INSIDE LEAK (OTHER)	0	0	2	1	0	3
INSIDE ODOR, MISCELLANEOUS	0	2	14	3	1	18
INTOXICATED SUBJECT	0	2	13	6	5	28
INVESTIGATION	204	193	1248	174	176	1157
INVESTIGATION- SENIOR CITIZ	0	2	7	0	1	5
INVESTIGATION-ARREST	2	4	18	2	2	19
INVESTIGATION-BAD CHECK	0	0	2	1	0	1
INVESTIGATION-COUNTERFEIT	0	0	7	1	1	3
INVESTIGATION-CREDIT CARD F	0	1	7	0	0	7
INVESTIGATION-FINANCIAL CRI	4	4	24	1	0	11
INVESTIGATION-FORGERY	2	1	10	1	1	8
INVESTIGATION-INTERNET CRIM	1	4	12	1	2	13

Monthly Statistics

07/01/2022 00:00 Thru 07/31/2022 23:59

Call Description	Current Month July 2022	Previous Month June 2022	Year To Date 1/1 - 07/31/2022	Same Month 2021 July 2021	Prior Month 2021 June 2021	Year To Date 2021 1/1 - 07/31/2021
INVESTIGATION-WARRANT ARREST	1	13	61	7	6	43
LARCENY IN PROGRESS	1	0	2	0	0	0
LARCENY/THEFT	23	17	130	30	18	118
LARCENY-EMPLOYEE THEFT	1	0	2	0	2	2
LARCENY-IDENTITY THEFT	0	1	26	2	7	46
LOCATION CHECK - COVID19	0	0	0	0	0	3
M.V. ACCIDENT	171	189	1192	183	139	989
M.V. ACCIDENT WITH INJURIES	0	0	0	0	0	1
MEDICAL ALARM	2	2	17	3	4	18
MENTAL PATIENT	9	12	49	7	3	37
MISSING PERSON	3	2	28	4	4	31
MUTUAL AID - FIRE	2	4	25	1	0	11
NARCOTIC VIOLATION IN PROGR	0	0	0	0	0	1
NARCOTICS VIOLATION	0	1	9	2	1	18
No Police Actual Call Type	80	44	511	250	227	1249
NOISE COMPLAINT	31	39	223	47	50	285
OTHER RESCUE	0	0	1	0	0	1
OUTDOOR MISCELLANEOUS FIRE	7	4	24	7	4	22
OUTSIDE LEAK (PROPANE)	0	2	5	1	1	2
OUTSIDE LEAK / SPILL	8	9	40	4	6	30
PACOS ASSIGNMENT	25	20	308	26	20	333
PARKING VIOLATION	62	57	278	65	32	285
PISTOL PERMIT APPLICATION	17	14	151	6	29	219
PUBLIC SERVICE CALL	59	44	330	41	48	279
RECKLESS DRIVER	36	36	208	30	47	236
RECOVERED PROPERTY	25	17	109	16	19	105
RESIDENTIAL LOCK IN	0	1	5	0	0	3
RESIDENTIAL LOCK OUT	5	2	15	5	0	17
ROAD HAZARD	33	29	193	55	24	215
ROBBERY	1	0	7	1	0	3
SEX VIOLATION	3	0	8	2	1	9
SHOPLIFTER	35	34	208	23	21	153
STOLEN VEHICLE	8	4	52	3	8	53
STOLEN VEHICLE ATTEMPT	0	0	3	0	0	1
STRUCTURE FIRE	8	9	44	2	7	52
SUICIDE	0	0	5	1	1	5
SUICIDE ATTEMPT	1	1	6	0	0	7
SUICIDE THREAT	5	6	44	4	3	24
SUSPICIOUS PERSON	24	27	159	51	21	186
SUSPICIOUS VEHICLE	22	14	126	12	20	114
TEST	7	27	93	2	2	20
THEFT FROM MOTOR VEHICLE	61	22	240	22	38	224
TRAFFIC CONTROL MALFUNCTION	4	13	40	6	4	22
TRAFFIC STOP	5	1	47	4	10	151
TRAFFIC STOP - ARREST	124	72	1422	276	124	1682
TRAFFIC STOP - NO ACTION	3	4	24	4	1	27
TRAFFIC STOP - VERBAL	154	109	1177	176	168	2233
TRAFFIC STOP - WRITTEN WARN	1	3	21	2	3	32
TRESPASSER	15	13	76	13	10	70
TRUCK FIRE	1	0	3	0	1	4
UNKNOWN TROUBLE	1	0	3	0	1	3
VANDALISM IN PROGRESS	0	0	1	0	0	0
VANDALISM MISCELLANEOUS	3	3	38	2	10	26
VANDALISM TO STRUCTURE	1	6	27	3	6	25
VANDALISM TO VEHICLE	11	4	33	5	4	22
VEHICLE ACCIDENT WITH INJUR	32	35	216	19	19	151
VEHICLE LOCK IN	2	1	7	2	0	5
VEHICLE LOCK OUT	26	20	144	16	16	132
VESSEL INSPECTION	0	1	1	2	3	13
WATER RESCUE	0	0	3	2	2	4
WIRES DOWN	9	5	47	7	4	36
Report Totals:	3854	3528	27049	3637	3400	28497